

2012

2013 4 24



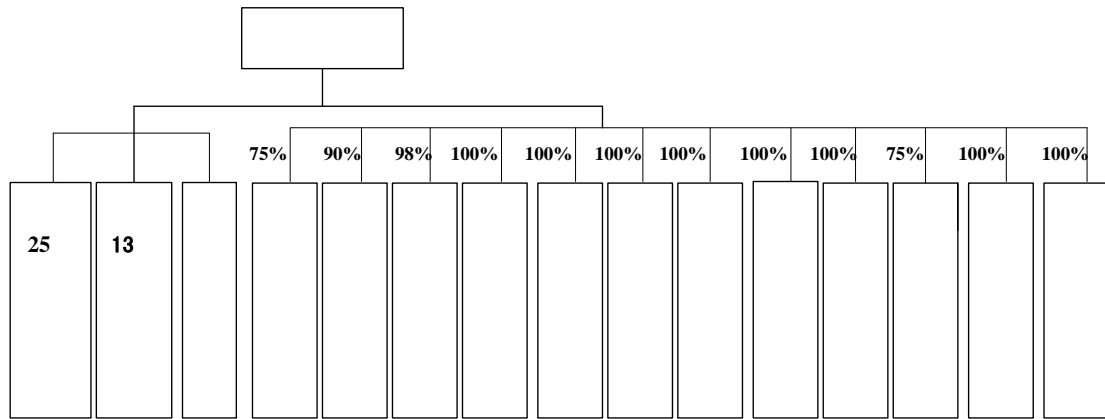
1	16
2	17
	19
1	19
2	19
3	20
4	20
	21
1	

2012

2013

"

"



3

25%

353

1

1/3

2007 2

2015

353

4

34

" "

2

"

"

"

"

3

2012

2012

"

"

1

353

6.7%

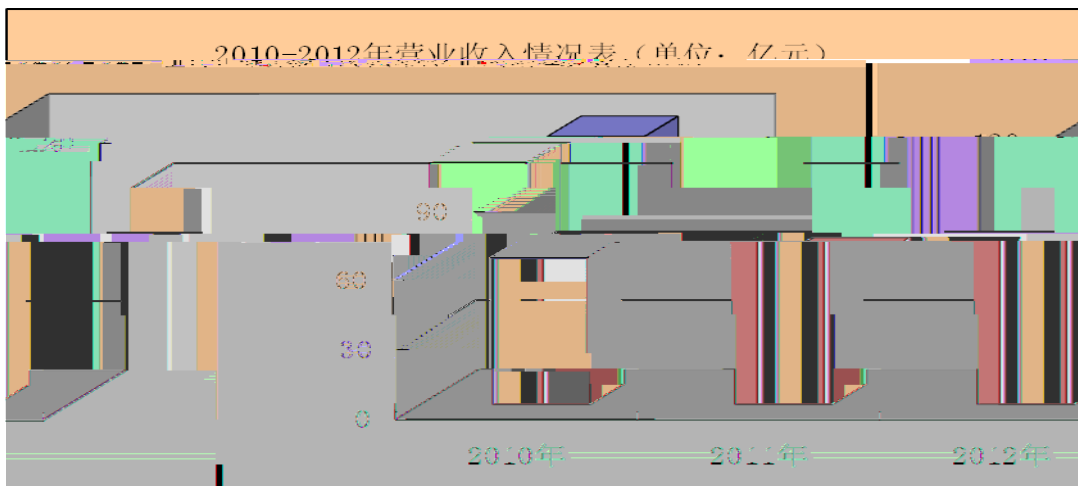
20 80

" "

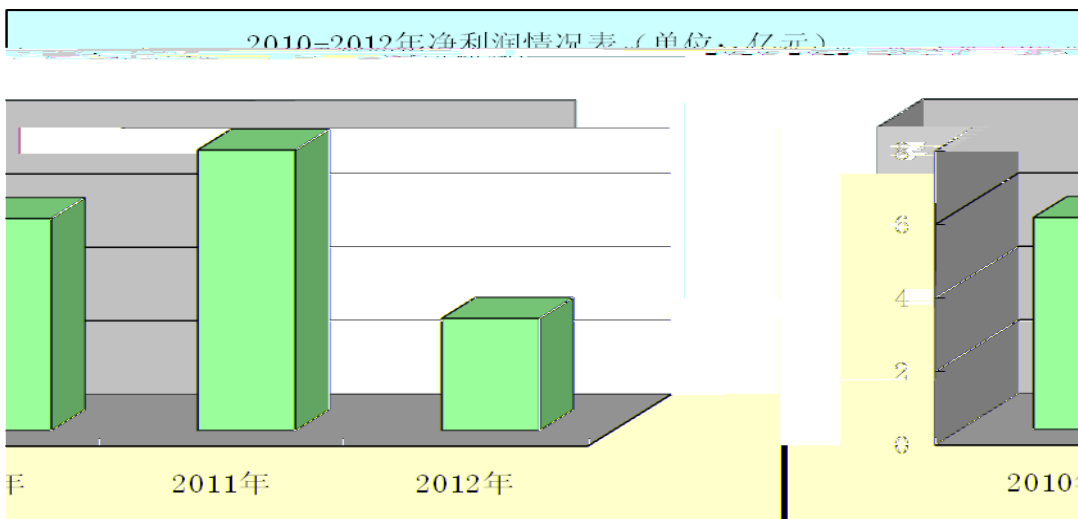


1


1



2



3



2

3

4

5

—

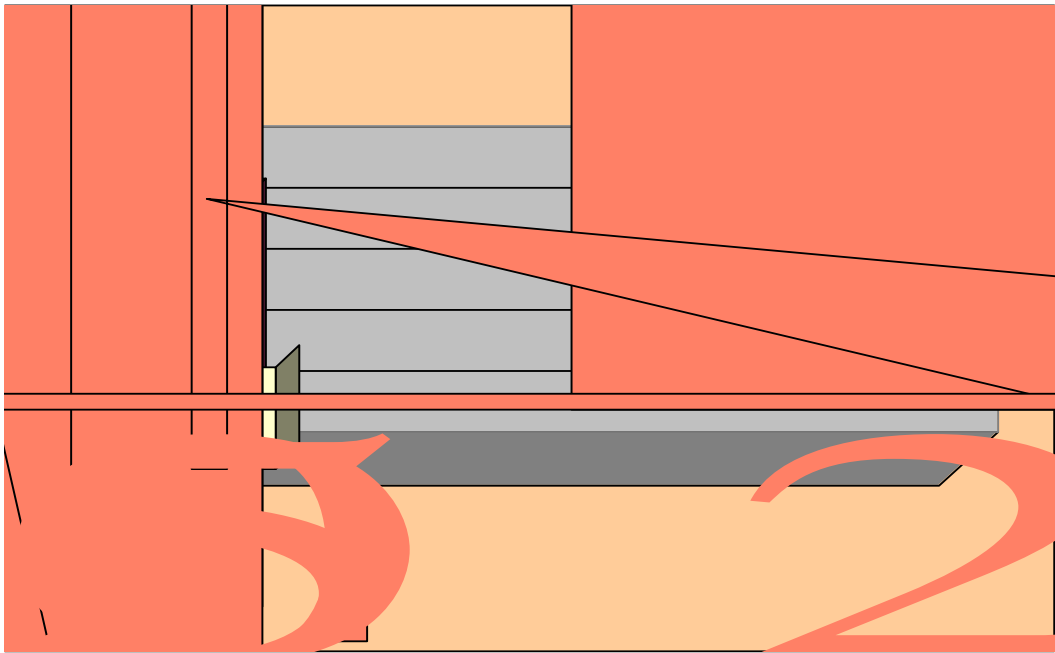
7

10

1

2

“ ”



3

ú

"

ú

"

"

"

"

"

4

2012

25

"

"

3000

52

"

"

"

•

" "

•

"

2012

"

"

555

66.37

3045

111.56

2012

40.1

5

OA

2012 3 1

2012 4 17
80

“ ”



2012 7 18-20

65


6

2012 3 9

2012 5 4 -6

" — "

" "



" — "

5 28 -6 2

" "

5

2 3 4 5 8



2012 8

2



2012 11 27 -29

27 54

"

"

1

"

"

2012

2012

1327.2

1

201

60

— —

"

"

"

"

3

1

— —

2

		"	"	2012	
	26				84
6045		3,000	352.58	102,920	25,100
				27.7	

3

2012

1305

140

133

31,627


758

4

" "

"





4

2,000

5

2012

2012

97.67

102.31

