

3

4

5

()

1.

2024

2023

3, 632, 170. 83 3, 542, 734. 54 2, 775, 886. 87 2, 708, 644. 24

| | 2024 | | 2023 | |
|--|-----------------|-----------------|-----------------|-----------------|
| | | | | |
| | 661, 893. 35 | 661, 933. 27 | 393, 101. 99 | 392, 166. 87 |
| | 4, 857, 696. 44 | 4, 713, 222. 57 | 3, 727, 375. 54 | 3, 660, 085. 91 |

2

2024

2023

4, 833, 518. 25 4, 693, 033. 88 3, 720, 046. 03 3, 655, 515. 79

1, 926, 820. 03 1, 854, 735. 91 1, 855, 126. 70 1, 784, 879. 21

2024 ANRPC 2025 1
721.6 3.3%
46.7%

12% 88% 630

2)

R1

(2)

1)

EUDR

2)

3)

()

1.

| | | | | | | |
|----|--------|---------|--|--|--------------|--------------|
| | % | | | | | |
| | 100.00 | 2005 3 | | | 2,698,302.49 | 1,200,809.43 |
| | 100.00 | 2009 3 | | | 178,413.02 | 50,943.55 |
| | 100.00 | 2009 7 | | | 132,550.38 | 28,574.73 |
| | 100.00 | 2011 3 | | | 62,137.47 | 41,791.05 |
| R1 | 93.66 | 2019 5 | | | 195,305.78 | 53,139.45 |
| | 68.10 | 2023 2 | | | 1,443,035.87 | 326,787.13 |
| | 80.00 | 2019 8 | | | 23,594.55 | 9,003.77 |
| | 100.00 | 2008 12 | | | 36,213.94 | 29,712.33 |
| | 75.00 | 2007 12 | | | 12,824.04 | 1,758.76 |

(

| | 2024 | | | 2023 | | |
|----|--------------|------------|--------|--------------|------------|---------|
| | | | | | | |
| | 199,314.16 | 31,766.97 | 3.98% | 158,646.39 | 101,839.80 | -8.58% |
| | 231,886.12 | -1,134.11 | 2.55% | 183,271.58 | -5,133.01 | 0.40% |
| | 863,542.90 | 5,210.64 | 1.71% | 634,848.84 | -512.76 | 0.93% |
| | 307,263.38 | 1,203.48 | 2.16% | 230,479.16 | -271.81 | 1.72% |
| R1 | 1,011,595.12 | 1,090.47 | 2.25% | 877,386.21 | 26.22 | 2.23% |
| | 2,689,953.28 | -46,773.69 | 3.86% | 1,927,617.13 | -51,747.83 | 3.23% |
| | 20,027.76 | -5,657.41 | 4.15% | 21,501.46 | -3,995.40 | 9.23% |
| | 16,910.70 | -781.09 | 5.53% | 35,260.38 | 862.40 | 5.92% |
| | 14,750.37 | 97.82 | 12.00% | 3,157.03 | -5,107.60 | -70.44% |

(

40,667.77 -70,072.83 12.56%

48,614.54 3,998.90 2.15%

(3)

2024

(4) R1

R1

R1

R1

R1

R1

R1

()

1.

(1)

1) 2024

| | | | | | | | | | |
|--|------------|--|---|--|-------------|--------------|--|------------|-------------|
| | | | | | | | | | 2025 5 |
| | 1997 11 | | 5 | | 77, 866. 18 | 101, 847. 43 | | 1, 533. 36 | 43, 783. 90 |
| | 2021 7 | | 3 | | 58, 464. 00 | 72, 964. 08 | | 7, 397. 35 | 26, 037. 05 |

| | | | | | | | | | |
|--|------------|--|---|--|------------|------------|--|----------|------------|
| | | | | | | | | | 2025 5 |
| | | | | | | | | | |
| | 1994 6 | | 4 | | 52,267.60 | 67,647.78 | | 4,504.57 | 18,407.43 |
| | 2010 8 | | 1 | | 43,383.20 | 55,480.69 | | | 5,091.18 |
| | 1998 12 | | 6 | | 37,697.60 | 47,779.82 | | 4,425.69 | 15,933.89 |
| | | | | | 269,678.58 | 345,719.80 | | | 109,253.45 |

2) 2023

| | | | | | | | | | |
|--|------------|--|---|--|------------|------------|--|--|----------|
| | | | | | | | | | |
| | 2018 8 | | 4 | | 57,052.80 | 55,034.69 | | | |
| | 1995 12 | | 5 | | 45,090.00 | 53,875.14 | | | |
| | 2017 12 | | 4 | | 43,249.60 | 51,575.69 | | | |
| | 2021 7 | | 3 | | 43,150.80 | 42,751.97 | | | 1,695.74 |
| | 2019 3 | | 3 | | 38,965.50 | 40,362.82 | | | 41.90 |
| | | | | | 227,508.70 | 243,600.31 | | | |

1) 2024

10.18 2023 3.28 6.90 2)

2024 5.55 2023

3) 2024 6.76 2023

1.38 5.38 4) 2024

4.78 2023 3.76 1.02

(2)

1) 2024

| | | | | |
|--|--|--|----|-----------|
| | | | 31 | 2025 5 |
|--|--|--|----|-----------|

2025
5

| | | | | | |
|------------|---|-----------|-----------|----------|-----------|
| 2021 7 | 3 | 59,270.40 | 73,622.25 | 3,451.06 | 35,909.21 |
| 1997 10 | 1 | 56,019.08 | 67¢ | | |



3.83

(3) 5

,°ÑI@



12%

88 61



2024

2024 10

mí ì

2) 1995 100,190

3) 2007 5,000

2

(1)

1) 2024

| | | | | | | | | |
|---|--|---|--|------------|------------|--|-----------|------------|
| | | | | | | | | 2025 5 |
| 1 | | 3 | | 126,832.08 | 165,093.60 | | 5,730.58 | 99,146.32 |
| 2 | | 3 | | 112,993.25 | 145,314.17 | | 17,735.34 | 41,690.94 |
| 3 | | 3 | | 42,018.48 | 51,851.73 | | 3.48 | 26,774.14 |
| 4 | | 3 | | 38,353.18 | 48,430.51 | | 5,210.47 | 14,385.74 |
| 5 | | 3 | | 35,918.48 | 43,728.64 | | 2,048.02 | 15,614.75 |
| | | | | 356,115.47 | 454,418.65 | | | 197,611.89 |

2) 2023

| | | | | | | | | |
|---|--|---|--|------------|------------|--|--|----------|
| | | | | | | | | |
| 6 | | 3 | | 75,756.64 | 78,927.95 | | | 4,081.06 |
| 7 | | 3 | | 58,065.48 | 70,482.18 | | | 468.85 |
| 8 | | 3 | | 61,105.79 | 64,589.13 | | | 2,755.03 |
| 2 | | 3 | | 55,705.64 | 58,881.14 | | | 8,421.91 |
| 9 | | 3 | | 55,192.22 | 58,338.45 | | | 877.12 |
| | | | | 305,825.77 | 331,218.84 | | | |

3 4 5

1) 3 2024 5.19 2023

4.25 0.94 2) 4 2024 4.84

2023 2.36 2.48 3) 5 2024

4.37 2023 3.99 0.38

(2)

1) 2024

| | | | | | | | | |
|---|--|---|--|--------------|--------------|--|------------|--------------|
| | | | | | | | | 2025 5 |
| 1 | | 3 | | 56, 787. 36 | 70, 878. 77 | | 5, 534. 46 | 22, 752. 29 |
| 2 | | 3 | | 47, 093. 76 | 56, 777. 09 | | 2, 756. 01 | 37, 360. 25 |
| 3 | | 3 | | 43, 971. 94 | 54, 083. 32 | | 1, 159. 09 | 15, 435. 62 |
| 4 | | 3 | | 41, 698. 44 | 51, 050. 96 | | 2, 135. 08 | 16, 074. 76 |
| 5 | | 3 | | 59, 869. 10 | 41, 578. 35 | | | 27, 701. 91 |
| | | | | 249, 420. 60 | 274, 368. 49 | | | 119, 324. 83 |

3) 2023

| | | | | |
|---|---|-------------|-------------|------------|
| 1 | 3 | 58, 679. 04 | 56, 904. 87 | 3, 510. 79 |
| 6 | 3 | 55, 251. 95 | 54, 508. 15 | 2, 150. 89 |
| 2 | 3 | 39, 372. 48 | 38, 490. 19 | 575. 11 |
| 7 | 3 | 29, 471. 40 | | |

12% 721.6 ANRPC 2024 46.7%

(1) 2024

| | | | | |
|---|--|------------|-----------|---|
| | | | | |
| 1 | | 186,056.36 | 99,015.84 | |
| 2 | | 90,722.18 | 52,114.29 | |
| 3 | | 89,639.78 | 54,291.67 | WUHAN ZHONGDA UTECH SINGAPORE PTE. LTD. |

4

77, 676. 82 43, 663. 31

)

(

5

57, 519. 27 75, 100. 67

501, 614. 41 324, 185. 78

(1)

(2)

(3)

2

(1)

(2)

(3)

37,330.35

263.27

1.02% 0.29%

()

1.

| | 2024 | 2023 | |
|---|--------------|--------------|--------------|
| | 4,967,260.67 | 3,768,725.06 | 1,198,535.61 |
| | -8,569.14 | 11,118.78 | -19,687.91 |
| | 10,338.90 | 29,712.47 | -19,373.57 |
| 1 | 68,418.90 | 126,042.11 | -57,623.21 |
| 2 | -58,080.00 | -96,329.64 | 38,249.64 |
| | -18,908.04 | -18,593.70 | -314.34 |

(1)

2024 496.73 119.85 31.80%

2024 2024

1.6 / 2023 24%

2023 2 2023

2023 2-12 2024

(2)

1.94 5.76

3.82 5.95

2024 " " 5.06

2024 1.86 2023

2024 2.32 2023

6.

7.

8.

R1

R1

R1

(1)

R1

(2)

(3) R1

R1

(4) R1

(5) R1

(6)

(7) R1

1.

2

3.

4.

5.

| | | | |
|------------|---------|------|---------|
| | 2023 | | |
| 2022- 2024 | | 2024 | 268. 99 |
| 39. 55% | - 4. 68 | | 17. 24 |
| | | P/B | |

1

2

()

1.

(1) 2024

| | | | | | | | | |
|----|------|--|---|--|------------|------------|--|-----------|
| | | | | | | | | |
| 2 | / | | 3 | | 109,047.40 | 138,816.10 | | 17,735.34 |
| | 1997 | | 5 | | 73,309.18 | 96,320.50 | | 1,533.36 |
| 1 | / | | 3 | | 63,643.86 | 79,173.57 | | 632.94 |
| | 2010 | | 1 | | 43,383.20 | 55,480.69 | | 0 |
| 10 | / | | 3 | | 42,018.48 | 51,753.34 | | 3.48 |
| | | | | | 331,402.12 | 421,544.20 | | |

(2) 2023

| | | | | | | | | |
|----|------|--|---|--|------------|------------|--|----------|
| | | | | | | | | |
| 8 | / | | 3 | | 61,105.79 | 64,589.13 | | 2,755.03 |
| 2 | / | | 3 | | 55,705.64 | 58,881.14 | | 8,421.91 |
| 9 | / | | 3 | | 55,192.22 | 58,338.45 | | 877.12 |
| | 2005 | | 5 | | 50,803.20 | 49,281.83 | | 0 |
| 10 | / | | 3 | | 40,236.82 | 42,530.52 | | 651.05 |
| | | | | | 263,043.67 | 273,621.07 | | |

1)

2024 9.63 2023 2.73
6.90 2) 2024 5.55 2023

2

(1) 2024

| | | | | | | | | |
|--|------|--|---|--|-----------|-----------|--|---|
| | | | | | | | | |
| | 1997 | | 1 | | 56,019.08 | 67,645.98 | | 0 |
| | 2014 | | 3 | | 52,324.33 | 64,943.62 | | 0 |

1997

484 24

P/E

P/B

P/S

EV/EBITDA EV/S

1)

50%

P/B

2)

0%

2023
2023

2024

2024

2023

2023

2024 12 31

3.
(1)

1
2
(2)
()
(3)

1.

P/B

P/B 2.10

(4)

-

=

-

x

P/B=32,000.00

(5)

228. 20

(6)

=

2024

2024

EUDR

2024

40%

20S

LPR 60BP 1 LPR 35BP 5
2023
50BP
2024
100BP 2024 1.82%
40BP

| | | | | | | |
|--|----|--|-----------------|--|--------|--|
| | | | 100, 225. 49 | | 7. 09% | |
| | | | 415, 370. 41 | | 5. 58% | |
| | | | 1, 594, 420. 55 | | | |
| | | | 78, 363. 64 | | 6. 60% | |
| | Au | | 78, 363. 64 | | | |

2024

108

59

2024

ê

1. 15% 1. 385%

95 BP 58. 5 BP

55 BP 23. 5 BP

Aê


Aê

ϵ

02

9Ü

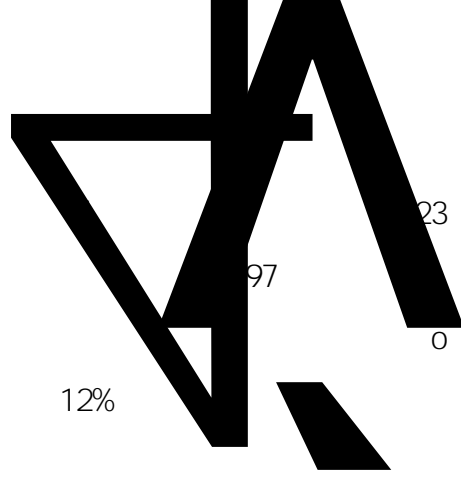
ë



/2

7.4

=
2024



12%


0.22

23

0

2024

31.8



VERBA

33,77% 4,
3,348.99 7,716.53

1

2 ê e o n e

Đ 2 2 0 ã 0 RE^ tÂ#p

() ó

E

(

RE^ tÂ#p

m

| | | | |
|---|------------|------------|--------|
| | 100,065.57 | 118,513.89 | 100.00 |
| | 247,641.16 | 345,062.71 | 98.05 |
| / | | 3,522.21 | 1.00 |
| | 14,913.88 | 2,147.04 | 0.61 |
| / | | 1,211.13 | 0.34 |
| | | 351,943.09 | 100.00 |
| | 14,310.07 | 19,855.12 | 81.95 |
| / | | | |
| | 11,638.10 | 920.39 | 3.80 |
| / | | 3,451.27 | 14.25 |
| | | 24,226.78 | 100.00 |
| | 28,256.15 | 32,530.85 | 99.97 |
| / | | | |
| | | 10.89 | 0.03 |
| | | 32,541.74 | 100.00 |
| / | | 2.84 | |
| | | 527,228.34 | |

| | | | | |
|------------|----------|--------|--------|--------|
| 116,096.49 | 1,733.59 | 200.66 | 243.42 | 239.73 |
| 344,589.27 | 231.16 | 242.28 | | |
| 3,048.77 | 285.44 | 39.47 | 79.52 | 69.01 |

3, 522. 21

3, 522. 21

2, 147. 04

2, 147. 04

1, 138. 72

72. 41

1, 211. 13

94, 678. 22

163, 3, 39. 9

8

23

1.

2024

1

1

99.06%

()2

A 02

(1)

2024

| | | | | |
|---|----------|-------------|------------|--------|
| | 19,220 / | SI COMTSR20 | | 2,163 |
| / | | | 2024 12 31 | |
| | | 17,585 / | 2023 12 31 | RU2401 |
| | RU2501 | | | |
| | 13,885 / | 3,700 / | | |

RU2501 17, 585 /

/

RU2501 17, 585 /

1. 04%

2024

2024

4, 778. 48

()

1.

(1)

(2)

(3)

1)

2)

3)

(4)

1)

2)

3)

2

(1)

(2)

(3)

(4)

(5)

(6)

(7)

3.

a

a

6.09

23.90%

| | | | | | |
|---|--------|-----------|--|----|------------|
| | | | | | |
| | 1996 9 | / | | 15 | |
| | 1993 1 | / | | 2 | |
| | 2005 3 | 1,000.00 | | 1 | 80%/90% |
| | 2006 6 | 500.00 | | 1 | 80%/90% |
| | 2003 3 | 2,900.00 | | 4 | 80%/90% |
| B | / | / | | 13 | |
| | / | / | | 1 | 70% |
| C | / | / | | 3 | |
| | / | / | | 3 | 70% |
| | 2005 7 | 1,000.00 | | 9 | 90% |
| D | / | / | | 15 | |
| | 2013 4 | 75,000.00 | | 1 | |
| E | / | / | | 1 | 90% 10% |
| F | / | / | | 3 | |
| G | / | / | | 2 | 90% 10% |

2

2023

2024

3.

()

| | | 2023 12 31 | | | | | | | |
|----------|---|------------|----------|----------|----------|----------|----------|----------|------------|
| | | | | 1 | 1-2 | 2-3 | 3 | | |
| Cameroon | | | | | | | | | |
| Ministry | / | 1,433.25 | 7,842.67 | 591.14 | 2,040.78 | 2,443.37 | 2,767.38 | | |
| of | | | | | | | | | |
| Finance | | | | | | | | | |
| MT | | | | | | | | | |
| Center | | | 6,125.60 | | | | 6,125.60 | 6,125.60 | |
| trade | | | | | | | | | |
| Co., Ltd | | | 5,059.00 | | | | 5,059.00 | 5,059.00 | 2024 9 505 |
| | | 27,901.21 | 4,629.67 | 4,629.67 | | | | 92.59 | 2024 2 |

3

~~0022~~

3 , 3 m'

~~2022~~

3

m'

1 13.08 p

i

1, 01 08

OS

| | | | | | |
|--|----------|--|---|----------|--|
| The Rubber Estate Organization, Ministry of Agriculture and Cooperatives | 2,198.96 | | 5 | 2,198.96 | |
| HuaTai Rubber Co, Ltd | 1,728.59 | | 5 | 1,728.59 | |

Cameroon Ministry of Finance

()

1.

2.

3.

4.

5.

6.

7.

8.

(1)

(2)

(3)

5. 50

84. 33%

| | | | |
|------|-------------|-------------|--|
| 2023 | 1, 301. 74 | 3, 000. 00 | |
| 2023 | 3, 256. 36 | 3, 334. 00 | |
| 2024 | 18. 91 | 20, 632. 00 | |
| | 32, 944. 52 | 70, 135. 00 | |

3.

"

"

(1)

(2)

(3)

2)

2)

2)

| | | |
|--|-----------|---------|
| | | |
| | 30,991.27 | 94.07% |
| | 966.16 | 2.93% |
| | 685.68 | 2.08% |
| | 136.94 | 0.42% |
| | 164.47 | 0.50% |
| | 32,944.52 | 100.00% |

4,798.23

"

10

30%

"

()

1.

(1)

(2)

(3)

(4)

2